



This documentation is designed to give you the information to assist with the securing your Blackberry smartphone.

You will need to following before starting:

Blackberry ID - <http://us.blackberry.com/id/>

Blackberry App World - <http://mobileapps.blackberry.com/devicesoftware/entry.do?code=appworld>

Below are some best practices to secure your Blackberry before using Blackberry Protect:

1. Lock your phone
2. Set a strong password that includes a number and a non-alphanumeric character (example ~)
3. Set lock for less than 30 mins
4. Use an app to lock, wipe and locate your phone in case of loss or theft

Set the password and timeout options (see below for instructions)

1. Select **Options** and then **Security**.
2. Next to "Password", check **Enable**
3. Enter your password, and press the Enter key
4. Verify your password
5. Set the number of attempts to 5 or below
6. Set lock (30 minutes or under)
7. Click the BlackBerry button next to the track wheel to save

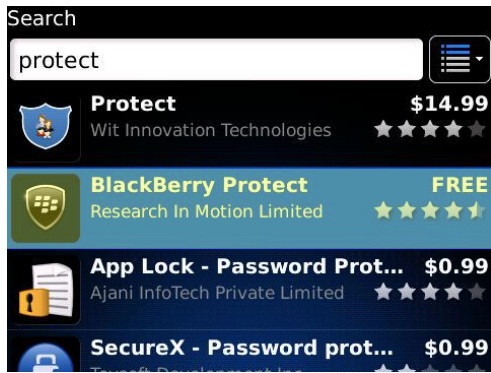
(Please note that different Blackberry smartphones may not follow the procedure above word for word.)

Lock your Blackberry when you are not using it.

1. On the Home screen or in a folder, click the **Password Lock** icon. (A password must be set in order for this to work.)

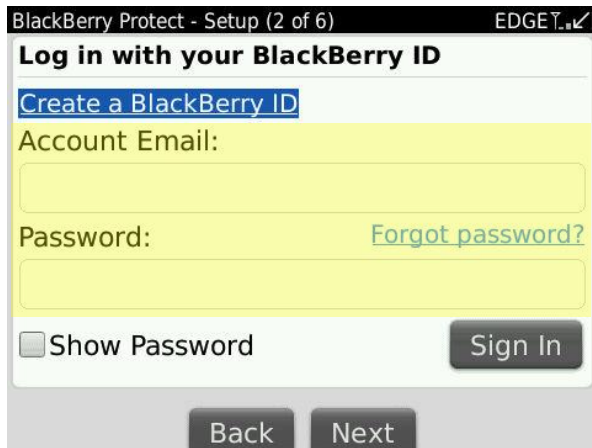
Blackberry Protect

Step 1 - Go to Blackberry App World and search using the keyword "protect" then download the app. You will be prompted for your Blackberry Id so make sure you have one (see above for the sign up link).



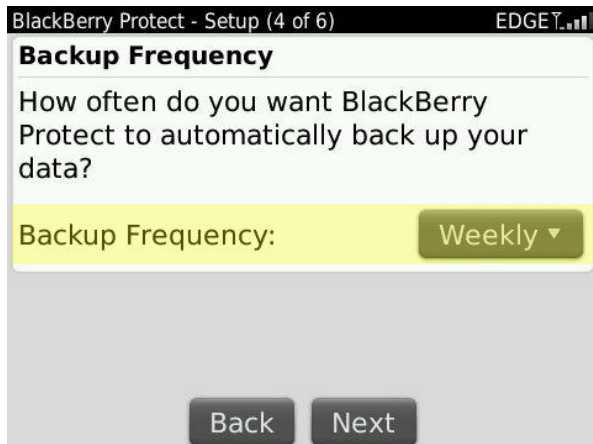
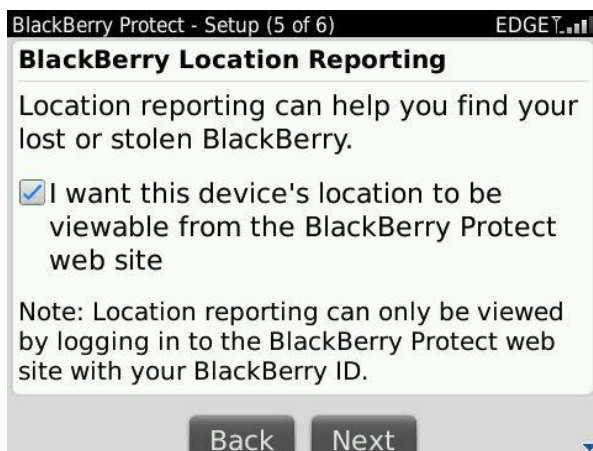
After installing Blackberry Protect, open the app to configure it.

Step 2 – Login with your Blackberry ID



Step 3 – Select the items you want to backup



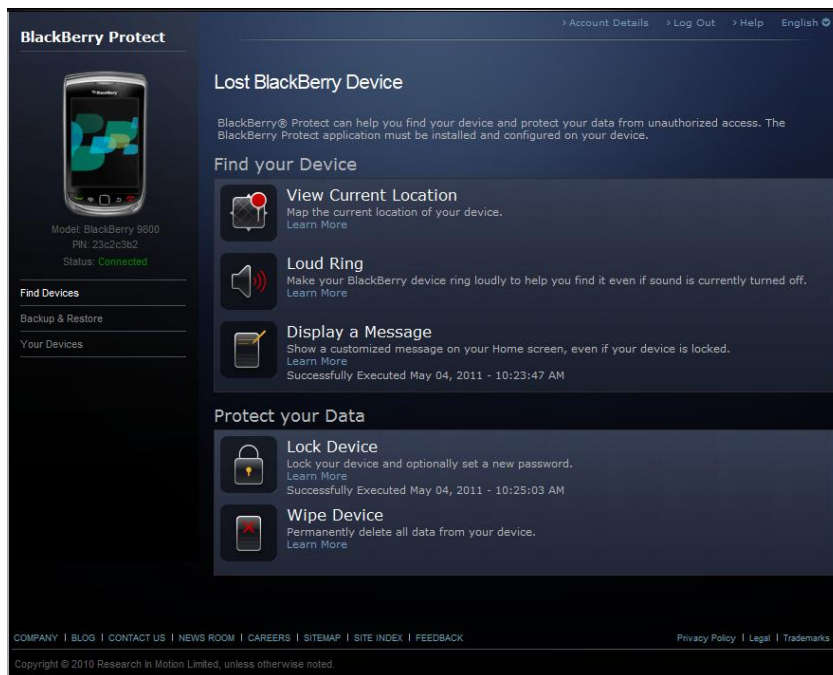
Step 4 – Backup Frequency*Step 5 – Location Reporting**Step 6 – Ready to start protecting*

You're finished with the setup. Your Blackberry should look something like this...



Go to <http://us.blackberry.com/apps-software/protect/> and select the login button below to login with your Blackberry ID to access Blackberry Protect.

Take a look at all the options available below



1. **View Current Location** – You can find out the current location of your Blackberry. Just make sure you have GPS on. A map will appear with the current location of your Blackberry.
2. **Loud Ring** – If you misplace your Blackberry you can select the Loud Ring option and the phone will ring loudly until you press a button on your Blackberry.
3. **Display a Message** – You can type a message and it will be sent to your phone.

4. **Lock Device** – This feature enables you to lock and password protect your device in case of theft or you have lost our Blackberry.
5. **Wipe Device** – In case of theft or loss of your Blackberry you can wipe the device clean of all information.

Please note that the GPS/Location service must be turned on to use these features. To turn on GPS/Location Services follow these steps >> Options>Device>Location Settings>Turn Location Service to **On**

You will need BlackBerry 4.6 OS or better to use BlackBerry Protect. The following devices are supported:

BlackBerry 8220, BlackBerry 8230, BlackBerry 8520, BlackBerry 8530, BlackBerry 8900, BlackBerry 9000, BlackBerry 9100, BlackBerry 9105, BlackBerry 9300, BlackBerry 9330, BlackBerry 9500, BlackBerry 9520, BlackBerry 9530, BlackBerry 9550, BlackBerry 9630, BlackBerry 9650, BlackBerry 9670, BlackBerry 9700, BlackBerry 9780, BlackBerry 9800
(<http://appworld.blackberry.com/webstore/content/20844>)

Additional Help - <http://helpblog.blackberry.com/2011/03/blackberry-protect-guide/>

This is a general help guide; screenshots are dependent on your version of BlackBerry software.

FYI - Does my BlackBerry smartphone need anti-virus software?

The BlackBerry solution focuses on containing malicious programs. The BlackBerry software and core applications are digitally signed to ensure integrity and control access to the Application Programming Interfaces (APIs). Thus, the core BlackBerry smartphone functionality can't be directly accessed by other applications.

You can use the application controls on your BlackBerry smartphone to prevent the installation of specific third-party applications and limit the permissions of third-party applications.

(source - <http://us.blackberry.com/ataqlance/security/knowledgebase.jsp#faq8>)

Security/Anti-virus/Malware options:

Lookout - <https://www.mylookout.com/download>

Smrtguard - <http://smrtguard.com/downloadfree/>