



This documentation is designed to assist with securing your iPhone, iPod, or iPad.

Listed below are some of the best practices to secure your iPhone:

1. Lock your phone
2. Set a strong password, avoiding four-digit combinations obviously connected to your life (i.e. your address, your birthday, etc.)
3. Set auto-lock time choosing what's best for your life
4. Use MobileMe Find My iPhone to locate, lock, wipe and send a message to your iPhone if you have lost it or it was stolen.

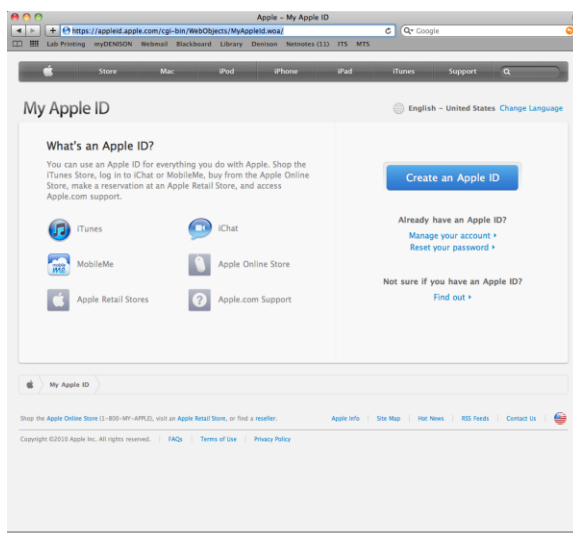
Set the password and auto-lock options (see below for instructions)

1. Tap the **Settings** button and select **General**
2. Select **Auto-Lock** and select a time
3. Select **Passcode Lock** to set a four-digit numeric passcode to unlock your iPhone.

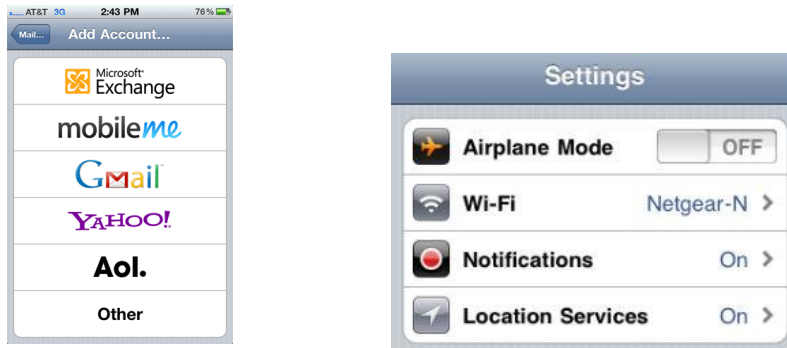
Lock your iPhone using the hold/standby button (on the top of the phone) when you are not using it.

### Find My iPhone – Using an Apple ID and MobileMe

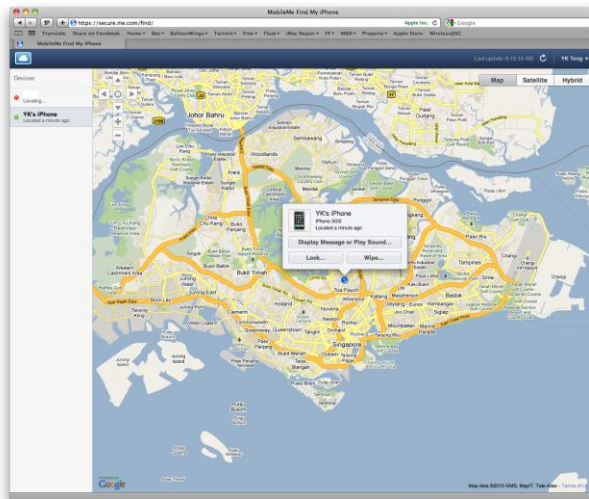
*Step 1.* – Sign up for an Apple ID at <https://appleid.apple.com/cgi-bin/WebObjects/MyAppleId.woa/>



*Step 2.* – Set up a MobileMe account on your iPhone. Select **Settings**. Choose **Mail, Contacts, Calendars** and select **MobileMe** to add the account to your iPhone. Enter your Apple ID and password. Make sure your iPhone's **Location Services** is turned on under **Settings** to ensure that MobileMe will be able to track your phone using its GPS. (Note: Location Services may be located under **Settings** > **General** on an iTouch.)



*Step 4.* – Login using your Apple ID and password at <https://auth.me.com/authenticate> to use Find My iPhone. This service provides a satellite image of your iPhone's location and allows you to send a message to your phone, lock or wipe the contents of your phone remotely. MobileMe will send you an email verifying that you've accessed your iPhone remotely.



#### Security/Anti-virus/Malware options:

SmrtGuard Mobile Security – Available in the App Store (free)

Trend Micro Smart Surfing Browser – Available at <http://free.antivirus.com/smart-surfing-for-iphone/> (for iPhones with iOS version 2.1 or higher)