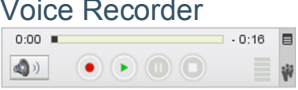
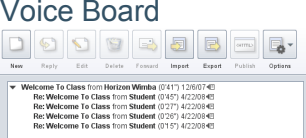


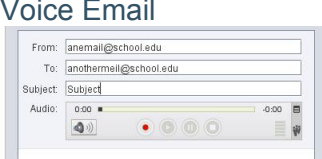


Five features designed to support your learning activities, each with their own best practices. Selecting the right feature increases your student's success.

Feature	Description	Uses
	<ul style="list-style-type: none"> <li>Audio playback which integrates into Blackboard course pages</li> </ul>	<ul style="list-style-type: none"> <li>Announcement feature to introduce class or course assignments</li> <li>Verbally explain complex ideas, graphics, or images</li> </ul>
	<ul style="list-style-type: none"> <li>A threaded discussion feature where communication is asynchronous (anytime)</li> </ul>	<ul style="list-style-type: none"> <li>Demonstration of student's ability to apply learning from lecture or course material</li> <li>Private vocal feedback to students about their course work and progress</li> </ul>
	<ul style="list-style-type: none"> <li>Audio files that are distributed for playback on portable media players or computers</li> </ul>	<ul style="list-style-type: none"> <li>Mini-lectures that enhance what is delivered face-to-face</li> <li>Student generated audio resources</li> </ul>
	<ul style="list-style-type: none"> <li>Interactive learning feature which blends voice, text, and web pages in one location</li> </ul>	<ul style="list-style-type: none"> <li>Vocal overview of material found on web pages</li> <li>Demonstration of student's ability to apply what they are learning (can be public or private)</li> </ul>
	<ul style="list-style-type: none"> <li>Vocal messages that are sent to email address(es)</li> </ul>	<ul style="list-style-type: none"> <li>Role-playing activities</li> <li>Private communication for instructor to students</li> </ul>